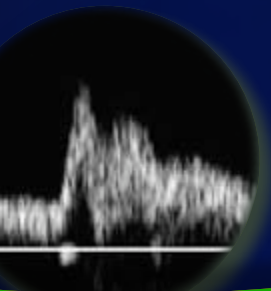
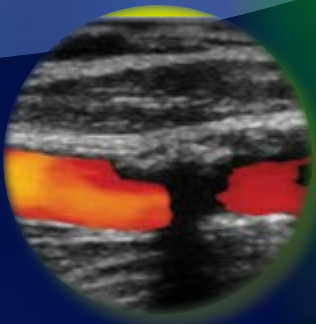
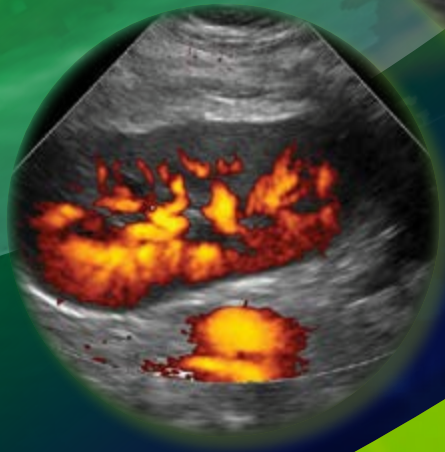
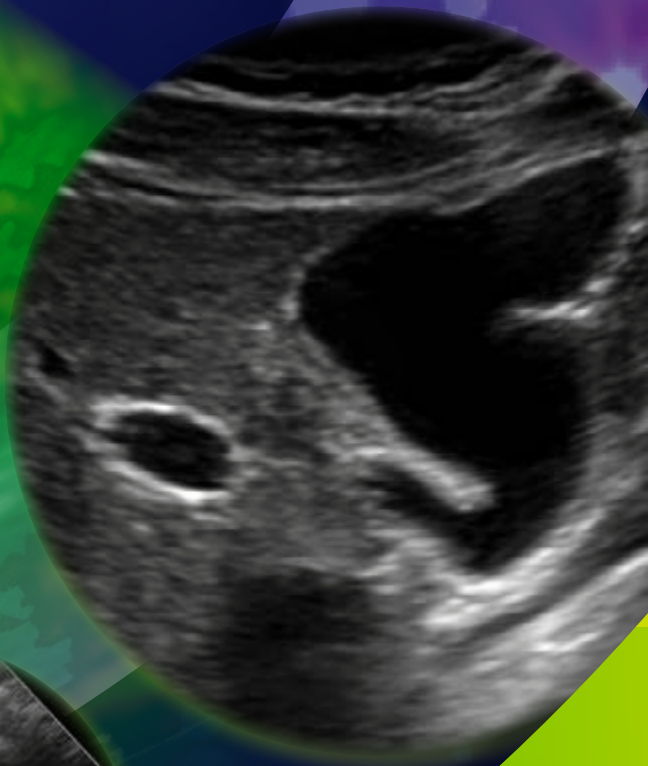


SOCIETY OF RADIOLOGISTS IN ULTRASOUND

28th Annual Meeting & POSTGRADUATE COURSE

OCTOBER 5–7, 2018

Hilton San Diego Resort & Spa
San Diego, California



AGENDA

FRIDAY, OCTOBER 5, 2018

FRIDAY PLENARY SESSION

7:45 am – 12:00 pm

DON'T MISS THIS!

MODERATORS:

Nirvikar Dahiya, MD; Mark Lockhart, MD

Welcome and Announcements

Harriet Paltiel, MD

Neck — Post Thyroidectomy Recurrence

Mary Frates, MD

Breast Ultrasound: Problem Solving
and Difficult Scenarios

Beverly Hashimoto, MD

Placenta — Accreta, Percreta, Previa, Vasa Previa

Paula Woodward, MD

Musculoskeletal - Soft Tissue Masses

Jon Jacobson, MD

Pelvis Adnexa — Twists and Turns

Lori Strachowski, MD

Abdomen Pain — Don't miss the Bowel!

Stephanie R Wilson, MD

KEYNOTE ADDRESS

Scrotal Sonography: Tips and Tricks of the Trade

William Middleton, MD

Question and Answer

Young Investigator Award

TBD

ACR O-RADS — The Future of Adnexal Mass Evaluation

Rochelle Andreotti, MD

Pediatric Abdomen Emergencies

Harris Cohen, MD — (Barry Goldberg Award)

Vascular — Stented Arteries

Michelle Robbin, MD

Transplants - Perioperative Period

Mindy Horrow, MD

Questions and Answers

ACCREDITATION STATEMENT:

This activity has been planned and implemented in accordance with the accreditation requirements and policies of the Accreditation Council for Continuing Medical Education through the joint providership of the American College of Radiology and Society of Pediatric Radiology. The American College of Radiology is accredited by the ACCME to provide continuing medical education for physicians.

CREDIT DESIGNATION STATEMENT:

The American College of Radiology designates this activity for a maximum of 17.75 AMA PRA Category 1 Credit(s)[™]. Physicians should claim only the credit commensurate with the extent of their participation in the activity.

AFTERNOON SESSION – A

1:30 pm – 5:00 pm

GYNECOLOGY SAM SESSION

MODERATORS:

Sheila Sheth, MD; Shweta Bhatt, MD

First Trimester Bleeding

Genevieve Bennett, MD

Post Partum Complications

Sheila Sheth, MD

3D US: How Does it Help in Gynecology

Dolores Pretorius, MD

Bulky and Bumpy: Ultrasound of the Myometrium

Jade Wong-You-Cheong, MD

Pelvic Floor Imaging

Beverly Hashimoto, MD

Deep Pelvic Endometriosis

Shuchi Rodgers, MD

Adnexal Masses — What not to Ignore!

Shweta Bhatt, MD

Questions and Answers

AFTERNOON SESSION – B

1:30 pm – 5:00 pm

MUSCULOSKELETAL SAM SESSION

MODERATORS:

Sandra Allison, MD; Jon Jacobson, MD

Post-Operative Imaging

Jon Jacobson, MD

Groin Pain: Hernias and Beyond

Michael Williamson, MD

US Guided Therapeutic MSK Procedures

Ronald Adler, MD

Snapping Joints and Other Dynamic Applications

Tara Morgan, MD

Peripheral Nerve Sonography

Sandra Allison, MD

Pediatric Hip

Susan Connolly, MD

Lumps and Bumps — Which Can I Ignore?

Paul Spicer, MD

Questions and Answers

SATURDAY, OCTOBER 6, 2018

SATURDAY MORNING WORKSHOPS

MODERATORS: Jason Wagner, MD; Kathryn Robinson, MD

Neck	Interventional	GI	OB	CEUS/ELASTO
8:00 am – 8:30 am CONCURRENT WORKSHOPS SESSION 1				
Introduction to ACR TI-RADS Franklin Tessler, MD	Periprocedural Anticoagulation Theodora Potretzke, MD	HCC Screening Helena Gabriel, MD	Fetal Troublemakers: Fetal Masses Amenable to Therapy Beverly Coleman, MD	CEUS: How To Set up a CEUS Lab Michelle Robbin, MD
8:45 am – 9:15 am CONCURRENT WORKSHOPS SESSION 2				
TI-RADS vs Others Bill Middleton, MD	Pediatric US Guided Procedures Gulraiz Chaudry, MD	The Use of US in the Evaluation of Pancreas Transplants Ed Bluth, MD	Soft Signs in OB US in the Era of Cell-Free DNA Tom Winter, MD	Liver CEUS David Fetzer, MD
9:30 am – 10:00 am CONCURRENT WORKSHOPS SESSION 3				
TI-RADS Cases Jill Langer, MD	US Intervention with Contrast Lori Mankowski Gettle, MD	Acute Liver Failure Mindy Horrow, MD	Hydrocephalus is not a Diagnosis Paula Woodward, MD	Emergent Breast US Ellen Mendelson, MD
10:15 am – 10:45 am CONCURRENT WORKSHOPS SESSION 4				
Pediatric Head and Neck Carol Barnewolt, MD	Renal Biopsy Maitray Patel, MD	Appendix R Brooke Jeffrey, MD	Baby Steps in Obstetrics Doppler Anne Kennedy, MD	Liver Elastography Richard Barr, MD
11:00 am – 11:30 am CONCURRENT WORKSHOPS SESSION 5				
Advanced Head and Neck Jason Wagner, MD	The Difficult Biopsy John P. McGahan, MD	Right Upper Quadrant Pain Daniel Oppenheimer, MD	Is it or isn't it an IUP? Interstitial, Cervical and C-Section Scar Pregnancies — Lori Strachowski, MD	Elastography Applications Outside the Liver: Thyroid, Lymph Nodes and Beyond — Andrej Lyshchik, MD

SATURDAY MORNING MEET THE PROFESSOR

7:00 am – 7:45 am

MODERATORS: Beverly Hashimoto, MD; Valerie Ward, MD, MPH

CONTRAST ENHANCED ULTRASOUND	Stephanie R Wilson, MD	Michelle L Robbin, MD
PEDIATRICS	Henrietta Rosenberg, MD	Carol Barnewolt, MD
INTERVENTIONS	Ronald Adler, MD	Robert A Kane, MD
OBSTETRICS	Dolores H Pretorius, MD	Thomas C Winter, III, MD
BILLING/CODING	John M Benson, MD	John J Cronan, MD

AFTERNOON SESSION – A

1:00 pm – 5:00 pm

VASCULAR SAM SESSION

MODERATORS:

Mark Kliewer MD; Corinne Deurdulian MD

Doppler Optimization

Mark Kliewer, MD

US Evaluation of Portal Hypertension and TIPS

Leslie Scoutt, MD

Renal Transplants

Ed Grant, MD

Abdominal Applications of Contrast US

Hisham Tchelepi, MD

Carotid and Vertebral US: Beyond ICA Stenosis

Corinne Deurdulian, MD

Mesenteric Ischemia

Margarita Revzin, MD

Interesting Vascular Cases

Mark Lockhart, MD, MPH

Questions and Answers

AFTERNOON SESSION – B

1:00 pm – 5:00 pm

GENITOURINARY SAM SESSION

Moderators:

Ron Bude MD; Ulrike Hamper MD, MBA

Renal Incidentalomas

Ronald Bude, MD

Contrast in Renal Masses

Kristin Porter, MD

GU Ultrasound in Pregnancy

Anne Kennedy, MD

Color Doppler in GU US

Aya Kamaya, MD

Contrast in Urinary Tract

Stefanie Weinstein, MD

US of Renal Transplants

Ulrike Hamper, MD

Non Testicular Masses

Wui Chong, MD

Questions and Answers

SUNDAY PLENARY SESSION

8:00 am – 12:00 pm

CHALLENGES IN US — INSTRUCTIVE CASES

MODERATORS:

Stefanie Weinstein, MD; John M. Knudsen, MD

Head & Neck

John Knudsen, MD

Hepatobiliary

Kathryn Robinson, MD

Vascular

Gowthaman Gunabushanam, MD

Transplants

Ghaneh Fananapazir, MD

Pediatrics

Valerie Ward, MD

Gynecology

Sara Durfee, MD

(Anna Lev-Toaff Award)

Obstetrics

Priyanka Jha, MD

Questions and Answers

WHAT PAST PARTICIPANTS ARE SAYING ABOUT SRU:

“ **Great conference!** Already looking forward to next year!

— **Jill A Jones, MD**

Assistant Professor of Radiology,
University of Kansas Medical Center,
Department of Radiology

Great meeting! Everything was relevant to my busy ultrasound practice. I also liked the Friday/Sat/Sunday dates instead of trying to get away mid week or whole week for a meeting. — Definitely plan on coming again.

— **Sandra M. Allbery, MD**

Radiologist, Children's Specialty Physicians

Great opportunity to hear content from experts in the field, all of whom are passionate about the modality and about patient care. ”

— **David T. Fetzer, MD**

Assistant Professor, Abdominal Imaging Division
Medical Director of Ultrasound Department of Radiology

KEYNOTE

William Dana Middleton, MD



Scrotal Sonography: Tips and Tricks of the Trade



William Dana Middleton, MD, completed his undergraduate and medical school training at Duke University. After completing his radiology residency at the Mallinckrodt Institute of Radiology, he did a fellowship in Body Imaging at the Medical College of Wisconsin.

He is currently a professor of radiology at Washington University in St. Louis and is the chief of the Ultrasound Section. He is a fellow, current officer, and charter member of the SRU.

He has received numerous awards for teaching, including three Teacher of the Year awards. He received the Washington University Distinguished Clinician award in 2016 and the AIUM Joseph Holmes Clinical Pioneer award in 2018. He served as the first Categorical Chair of the Ultrasound Section for the ABR. He is a co-editor of the popular textbook "Ultrasound: The Requisites 3rd edition" and editor of "General and Vascular Ultrasound: Case Reviews 2nd edition." His clinical and research interests have focused on abdominal, musculoskeletal, interventional, and superficial parts ultrasound. He has a strong interest in scrotal ultrasound, and he is honored to deliver the 2018 Keynote Address of the SRU Annual Meeting on this topic.

EXCITING AWARD LECTURES — 2018



Anna Lev-Toaff Lecture
Gynecology presented by
Sara Durfee, MD



Barry Goldberg Lecture
Pediatric Abdomen
Emergencies presented by
Harris Cohen, MD

**ANNUAL
MEMBERS
BUSINESS
MEETING**

**Saturday
October 6, 2018
11:30 am**

HOTEL INFORMATION

Hilton San Diego Resort & Spa

1775 East Mission Bay Drive
San Diego, CA 92109

Phone: (619) 276-4010

www.sandiegohilton.com

**RESERVATION DEADLINE:
September 1, 2018**

Room Rate: From \$219 per night,
single, plus tax.

Register at www.SRU.org



REGISTRATION FEES

	Full Meeting	One Day *Onsite only
Member	\$400	\$200
Sonographer	\$300	\$175
Non Member Physician	\$800	\$400
In Training	\$350	\$175

*Cancellations received in writing by August 27, 2018
will be eligible for a refund less \$100 administrative fee.
No refunds will be given after that date.*

i Questions on meeting registration, please call (800) 373-2204 or email info@sru.org.

LOOKING AHEAD

October 6–8, 2019 | Grand Hyatt Denver | Denver, Colorado

SOCIETY OF RADIOLOGISTS IN ULTRASOUND

28th Annual Meeting & POSTGRADUATE COURSE

OCTOBER 5–7, 2018

Hilton San Diego Resort & Spa
San Diego, California

MEETING HIGHLIGHTS

- + **PLENARY SESSION:** Don't Miss This
- + **KEYNOTE ADDRESS:** Scrotal Sonography:
Tips and Tricks of the Trade
William Middleton, MD
- + Meet the Professor
- + SAM Credits
- + Network with experts and peers
at the Welcome Reception
- + Case of the Day
- + Scientific and Educational Posters



SRU
1891 Preston White Drive
Reston, VA 20191
(703) 858-9210